

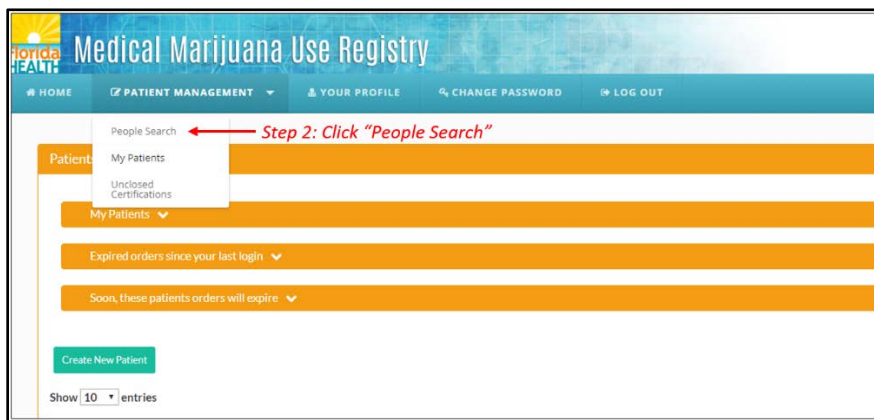
## Understanding the Registry Activating Patients

Only qualified physicians who are associated with a patient in the Medical Marijuana Use Registry can create certifications and orders for that patient. A qualified physician may only associate themselves with a patient if that patient is not currently associated to another qualified physician.

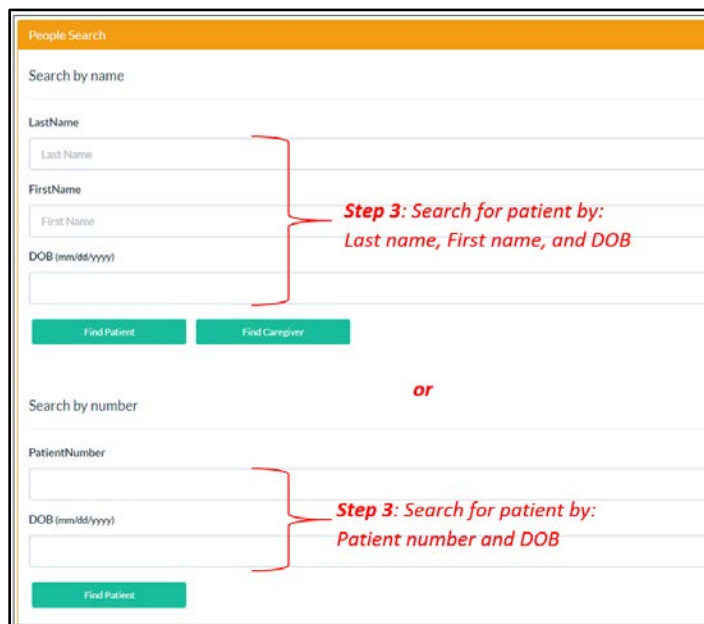
**Step 1:** Log into the Medical Marijuana Use Registry <https://mmuregistry.flhealth.gov/>.

\*Get help logging in to the Medical Marijuana Use Registry by [clicking here](#).

**Step 2:** Navigate to the "PATIENT MANAGEMENT" menu option at the top of the page and click on "People Search."

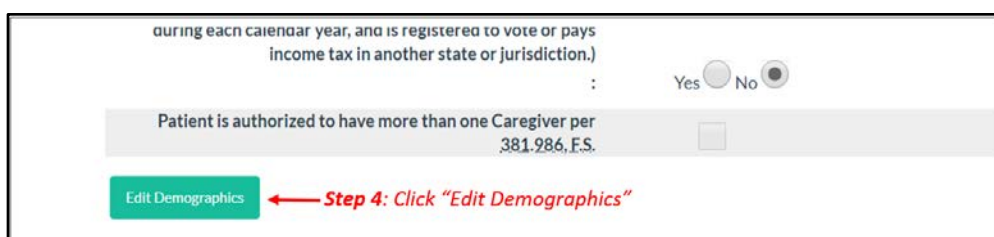


**Step 3:** Search for the patient by entering their Last Name, First Name, and DOB or their Patient Number and DOB.

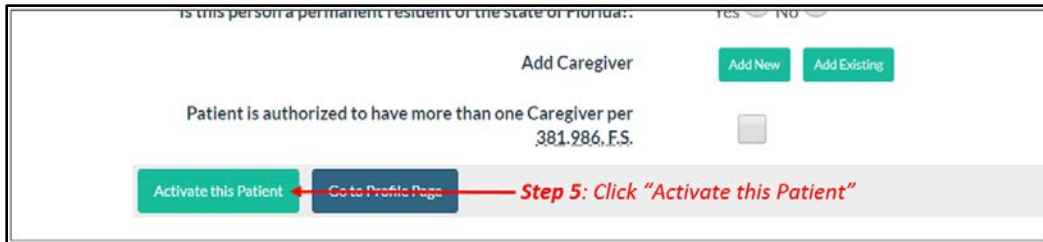


**Step 4:** Click "Edit Demographics."

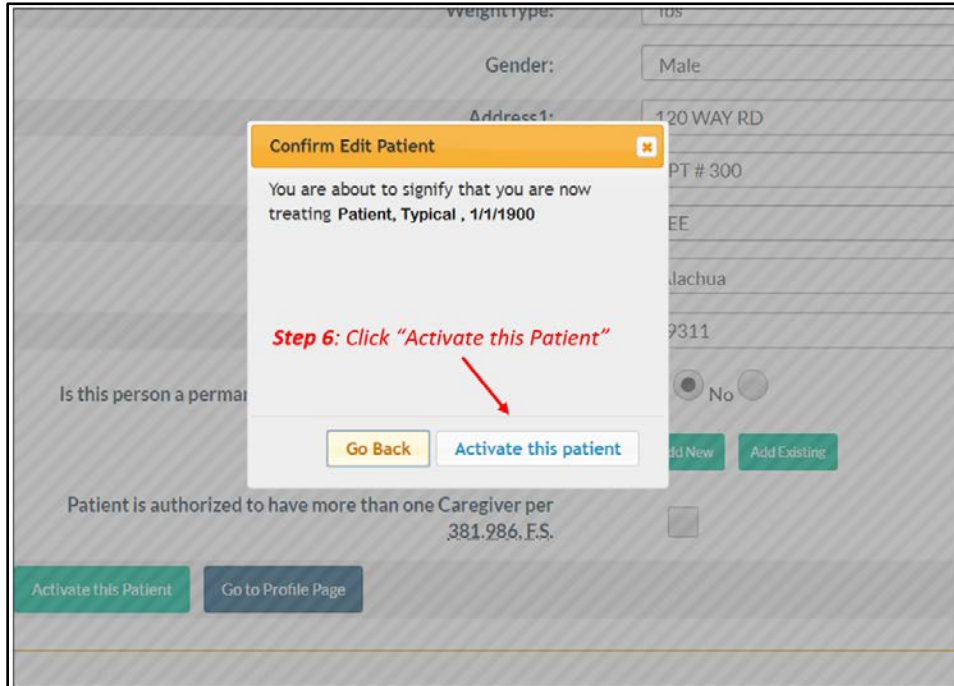
*If the Edit Demographics button does not appear on the patient's profile page, it means the patient is currently associated to another qualified physician. Please have the patient deactivate themselves from their current qualified physician. Instructions for the patient to deactivate themselves can be located [here](#).*



**Step 5:** Click “Activate this Patient.”



**Step 6:** Click “Activate this Patient.”



Verification of your association to the Patient profile is visible on the upper left-hand corner of the Patient’s profile.

